



HandyStep® touch

The next generation repetitive pipette

BRAND. For lab. For life.®

- + Simple: touchscreen operation
- + Easy: automatic tip ejection
- + Efficient: compatible with third party tips

REPETITIVE PIPETTES



Get to know the HandyStep® touch

Repetitive pipettes are the first choice when it comes to efficient dispensing of long series. Positive displacement pipettes are often the right solution for pipetting viscous media. The stepper HandyStep® touch from BRAND combines both features.

With the touchscreen display, you conveniently swipe back and forth between functions and always have an overview of the essential information on your work steps. Operation is easy, even with protective gloves on. And speaking of easy, the days of manually changing tips are over. On the HandyStep® touch, lightly tapping on the Eject icon on the display and pressing the STEP button will eject the tip.

The HandyStep® touch repetitive pipette automatically recognizes the volume of the BRAND PD-Tips //. This saves time and reduces the risk of error. Tips from many other manufacturers can also be used, providing maximum flexibility.

Charging is easy and efficient: simply place the HandyStep® touch in the inductive charging stand and the battery automatically starts charging.

HandyStep® touch



HandyStep® touch S



- + Touchscreen operation with intuitive menu navigation and integrated help function
- + Two models available: HandyStep® touch or HandyStep® touch S with expanded functionality
- + Menu languages: German, English, Spanish, French and Chinese
- + Variable volume adjustment from 1.0 µl to 50 ml
- + Inductive charging with optional charging stand

At a glance: Advantages of the HandyStep® touch

Quickly and easily swiping to the desired function, with the required information always in view – the touchscreen operation provides many advantages. With the HandyStep® touch, BRAND offers the first hand-held laboratory device of its class with a touchscreen.

The modern operation concept makes work easy and efficient from the start. Integrated help functions and instructions support the user right on the spot.

Versatile

HandyStep® touch with the standard modes Multi-Dispensing, Auto-Dispensing, Pipetting and Favorites

Long-lasting

Many hours of continuous operation with a single battery charge

Easy

Automatic size detection of BRAND PD-Tips //

Simple

Automatic tip ejection by the press of a button prevents contamination

USB-C connection

For quick charging by cable

STEP button

Ergonomically arranged STEP button for effortless volume filling and delivery



Versatile

HandyStep® touch S with the additional functions Sequential Dispensing, Multi-Aspiration and Titration

Robust

High-quality materials provide long service life, and smooth surfaces make cleaning / disinfection easy

Convenient

When placed in the optional charging stand, the battery of the HandyStep® touch charges inductively

Efficient

In addition to BRAND PD-Tips, compatible third party tips can be used



USER TIP

on page 11



Setting the aspiration and dispensing speed



Setting a reminder for the next calibration



Multi dispensing with the HandyStep® touch











Sequential dispensing with the HandyStep® touch S

Intuitive operation

Be flexible and have the right solution at hand for every application.
Even complex procedures are easy to carry out – no problem with the expanded functionality of the HandyStep® touch S.

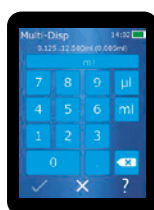


| Mode | Function | HandyStep® touch | HandyStep® touch S |
|----------------------------------|---|------------------|--------------------|
| Multi Dispensing (MULTI-DISP) |  Successive dispensing of a set volume | ✓ | ✓ |
| Auto Dispensing (AUTO-DISP) |  Automatic dispensing by the instrument | ✓ | ✓ |
| Pipetting (PIP) |  Pipetting a defined volume | ✓ | ✓ |
| Sequential Dispensing (SEQ-DISP) |  Successive dispensing of different volumes | — | ✓ |
| Multi Aspirating (MULTI-ASP) |  Aspirating different volumes | — | ✓ |
| Titrating |  Manual or successive delivery of liquids for titration | — | ✓ |
| Favorites |  Saving favorites for quick access | ✓ | ✓ |
| Settings |  Individual customization of the device (e.g. brightness or device name) | ✓ | ✓ |

A matter of adjustment

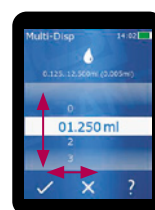
Keypad or selector wheel?

Variable volume adjustment from 1.0 µl to 50 ml enables quick volume changes and flexibility.



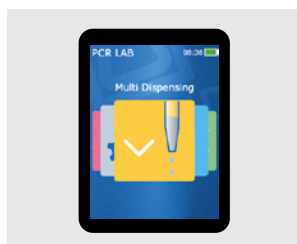
Keypad

The keypad is the perfect option when widely varying values must be set quickly.

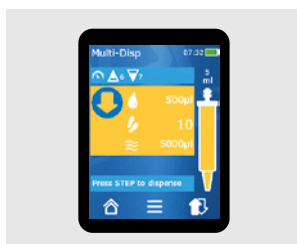


Selector wheel

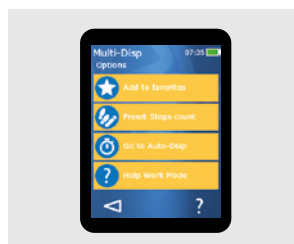
With the selector wheel, individual digits in volumes can be changed easily.




Main menu with all modes for quick selection



Working mode with all important information



All options visible at a glance



Internal help right where it is needed



HandyStep® touch
repetitive pipette, DE-M marking

Items supplied:
performance certificate, operating manual, short instruction,
shelf/rack mount, Li-Ion battery, universal AC adapter (for
Europe, UK, USA, Japan, Australia, New Zealand) and USB-
Type C cable. One each PD-Tip // size 0.5 ml, 1.25 ml, 2.5 ml,
5 ml and 12.5 ml.

| Description |
|---------------------------------------|
| HandyStep® touch |
| HandyStep® touch incl. charging stand |



HandyStep® touch S
repetitive pipette, DE-M marking

Items supplied:
performance certificate, operating manual, short instruction,
shelf/rack mount, Li-Ion battery, universal AC adapter (for
Europe, UK, USA, Japan, Australia, New Zealand) and USB-
Type C cable. One each PD-Tip // size 0.5 ml, 1.25 ml, 2.5 ml,
5 ml and 12.5 ml.

| Description |
|---|
| HandyStep® touch S |
| HandyStep® touch S incl. charging stand |



HandyStep® touch
incl. charging stand



HandyStep® touch S
incl. charging stand

Accessories for simple and efficient work

Original accessories ensure optimal work conditions in the laboratory.

Stands

Support or charging stand with inductive charging function



Shelf/rack mount

for 1 HandyStep® touch |
HandyStep® touch S repetitive pipette



Universal AC adapter

for HandyStep® touch |
HandyStep® touch S repetitive pipette



Spare battery

for HandyStep® touch |
HandyStep® touch S repetitive pipette



USB cable

for HandyStep® touch |
HandyStep® touch S repetitive pipette

PD-Tips //

Automatic size detection with PD-Tips // from BRAND

The HandyStep® touch saves time and prevents errors through automatic tip size recognition of PD-Tips // from BRAND, with coding on the pistons. After inserting the tip, the size is automatically recognized and displayed, making it easy to select the volume to be dispensed. When a new PD-Tip // of the same size is inserted, all instrument settings are maintained.



Sequential dispensing with the HandyStep® touch S and PD-Tip //

PD-Tips //, Precision dispenser tips with type code

| Capacity ml | Pack of | non-sterile Cat. No. | BIO-CERT® LIQUID HANDLING STERILE Cat. No. |
|----------------|--|-------------------------|--|
| 0.1 | 100 | 705700 | 705730 |
| 0.5 | 100 | 705702 | 705732 |
| 1 | 100 | 705704 | 705734 |
| 1.25 | 100 | 705706 | 705736 |
| 2.5 | 100 | 705708 | 705738 |
| 5 | 100 | 705710 | 705740 |
| 10 | 100 | 705712 | 705742 |
| 12.5 | 100 | 705714 | 705744 |
| 25 | 50 + 1 adapter | 705716 | 705746* |
| 50 | 25 + 1 adapter | 705718 | 705748 |
| Set | 20 pieces per size: 0.5 1 1.25 2.5 5 10 12.5 ml | 705720 | — |



Adapter
for 25 and 50 ml PD-Tips //, PP,
autoclavable

| Description | Pack of | Cat. No. |
|--------------------------------------|---------|----------|
| non-sterile | 10 | 702398 |
| BIO-CERT® LIQUID HANDLING STERILE | 5 | 702399 |

* BIO-CERT® LIQUID HANDLING STERILE: pack of 25 + 1 adapter



Accuracy table

The measurements were carried out with BRAND PD-Tips //.

Distilled water was used as the test liquid.

The nominal volume is the maximum volume printed on the PD-Tip.

The tolerances specified in ISO 8655 are not exceeded.

| PD-Tip // | Volume range | Volume steps | Accuracy A $\leq \pm$ % | | | | Coefficient of variation CV \leq % | | | |
|-----------|---------------------------|--------------|-------------------------|-----|-----|-----|--------------------------------------|-----|-----|------|
| | | | Nominal volume 100% | 50% | 10% | 1% | Nominal volume 100% | 50% | 10% | 1% |
| 0.1 ml | 1 μ l - 100 μ l | 0.1 μ l | 1.0 | 1.0 | 1.6 | 8.0 | 0.5 | 1.0 | 2.0 | 12.0 |
| 0.5 ml | 5 μ l - 500 μ l | 0.1 μ l | 0.9 | 0.9 | 1.0 | 5.0 | 0.3 | 0.6 | 1.0 | 5.0 |
| 1 ml | 10 μ l - 1000 μ l | 1 μ l | 0.6 | 0.9 | 1.0 | 5.0 | 0.2 | 0.5 | 0.8 | 4.0 |
| 1.25 ml | 12 μ l - 1250 μ l | 0.5 μ l | 0.6 | 0.6 | 0.9 | 5.0 | 0.15 | 0.5 | 0.7 | 4.0 |
| 2.5 ml | 25 μ l - 2500 μ l | 1 μ l | 0.5 | 0.6 | 0.7 | 3.5 | 0.15 | 0.3 | 0.6 | 3.0 |
| 5 ml | 50 μ l - 5000 μ l | 1 μ l | 0.5 | 0.5 | 0.7 | 3.5 | 0.15 | 0.4 | 0.7 | 3.0 |
| 10 ml | 100 μ l - 10 ml | 10 μ l | 0.4 | 0.5 | 0.7 | 3.5 | 0.15 | 0.5 | 0.8 | 4.0 |
| 12.5 ml | 125 μ l - 12.5 ml | 5 μ l | 0.5 | 0.5 | 0.8 | 3.5 | 0.15 | 0.6 | 1.4 | 6.5 |
| 25 ml | 250 μ l - 25 ml | 10 μ l | 0.5 | 0.5 | 0.6 | 3.0 | 0.15 | 0.3 | 1.0 | 6.0 |
| 50 ml | 500 μ l - 50 ml | 10 μ l | 0.5 | 0.5 | 0.5 | 3.0 | 0.15 | 0.4 | 1.2 | 9.0 |



USER TIP

The right aspiration and dispensing speed

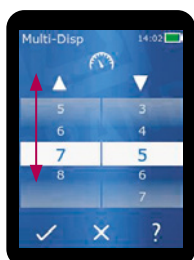
On the HandyStep® touch and HandyStep® touch S, the aspiration and dispensing speed can be individually adjusted to 8 different levels. As a result, even critical solutions such as foaming or viscous media can be handled easily and safely. Setting the dispensing speed pays off, especially for small vessels or for swirl-free dispensing.

Easy speed adjustment:



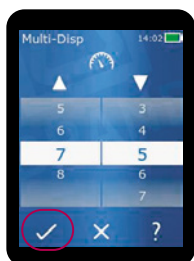
1.

After inserting the tip, the aspiration and dispensing speed can be set in the upper area of the work screen.



2.

The aspiration and dispensing speed can be individually adjusted by swiping up or down.



3.

Confirm the change by pressing the check mark and return to the work screen.

Tip: the last speed setting with a tip size is saved in each work mode.



Application examples:

Reduced aspiration speed:

- + Highly-viscous media
- + Foaming media
- + Adhesives

Reduced dispensing speed:

- + Swirl-free dispensing
- + Spray-free dispensing into small vessels
- + Filling agarose gels

Adaptive repetitive pipette

Each user has their own individual work tempo. In “Auto Dispensing” mode, the device can use learning mode to calculate the average from three dispensing processes and continues to work at this rate when the Step button is pressed. This function reduces hand strain, particularly during long series. Individual time settings are also possible. In all modes, the device also remembers the last tip that was used and the corresponding settings – useful when frequently working under identical conditions.